





# Sharing and watching videos on Twitter

## Sharing videos on Twitter

There are three ways to share videos on Twitter:

1. **Record**: You can record, edit and share videos from the Twitter app (Twitter for iPhone or Twitter for Android OS 4.1 and higher).
2. **Import**: If you use the Twitter for iPhone or iPad app, you can import videos from your device.
3. **Upload**: You can upload videos to twitter.com.

### To record a video for a Tweet on iPhone:





1. Tap the **Tweet** icon  then tap the **camera** icon .
2. Tap the **video** icon  to access video mode.
3. Record a video by holding down the **record** icon . To add more to your video, simply press and hold again. (**Note:** You can record up to 2 minutes and 20 seconds of video.)

#### Deleting or editing a part of the video before Tweeting:

You can drag up a particular video clip to delete a part of video before Tweeting it. You can also change the order of video clips by dragging and moving sideways.

4. When you are done recording your video, tap **Done**. (**Tip:** Preview your video before Tweeting it by tapping the play button. This also allows you to make additional edits to your video before sharing.)
5. Tap **Tweet** to share your message and video. Your Tweet's character count will update to include your video.

### To record a video for a Tweet on Android:

1. Tap the **Tweet** icon  then tap the **camera** icon .
2. Tap the **video** icon  to access video mode.
3. Record a video by holding down the **record** icon . To add more to your video, simply press and hold again. (**Note:** You can record up to 2 minutes and 20 seconds of video.)


#### Deleting or editing a part of the video before Tweeting:

You can drag up a particular video clip to delete a part of video before Tweeting it. You can also change the order of video clips by dragging and moving sideways.

4. When you are done recording your video, tap **Done**. (**Tip:** Preview your video before Tweeting it by tapping the play button. This also allows you to make additional edits to your video before sharing.)
5. Tap **Tweet** to share your message and video. Your Tweet's character count will update to include your video.

**Note:** To remove the video before Tweeting, tap the **x** on the video thumbnail..

### **To Tweet an imported video from your iPhone or iPad:**

1. Tap the **Tweet** icon 
2. Find the video you'd like to Tweet and tap to select it.
3. You can trim the length of your selected video by dragging either side of the bar at the bottom. (**Note:** Maximum video length is 2 minutes and 20 seconds.)
4. Tap **Trim** to finish your edits. (**Tip:** You can preview your video by tapping the play button before Tweeting it. This also allows you to make additional edits to your video before sharing.)
5. Tap **Tweet** to share your message and video.

### **To upload and Tweet a video via the web:**

1. Click the **Tweet** button.
2. Click **Add media**.
3. Choose a video file stored on your computer and click **Open**. (**Note:** You'll be prompted if the selected video is not in a supported format. Maximum file size is 512MB. See [here](#) for more details about formats.)
4. In the **Edit** window, you can trim the length of your selected video between 1 second and 2 minutes and 20 seconds. (**Note:** Maximum video length is 2 minutes and 20 seconds.)
5. Click **Done** when you're finished with your edits.
6. Complete your message and click **Tweet** to share your Tweet and video.

### **Watching videos on Twitter**

In timelines and across Twitter, native videos, GIFs, Periscopes (in iOS), and Vines will autoplay.

### **How can I stop videos from autoplaying?**

You can stop videos from autoplaying in your timeline by changing the video autoplay setting. Your settings for video autoplay can be adjusted independently on [twitter.com](https://twitter.com) and your Twitter app (for example, you can set videos to autoplay on your iOS device and not on the web):

### **To adjust autoplay in your Twitter for iOS app:**

1. Navigate to your **Settings**.

2. Under the **General** section, tap **Data**.
3. Under **Video**, tap **Video autoplay**.
4. You can select from the following options: **Use mobile data and Wi-Fi**, **Use Wi-Fi only**, and **Do not automatically play video in timelines**.

#### **To adjust autoplay in your Twitter for Android app:**

1. Navigate to your **Settings**.
2. Under the **General** section, tap **Data**.
3. Tap **Video autoplay**.
4. You can select from the following options: **Use mobile data and Wi-Fi**, **Use Wi-Fi only**, and **Do not automatically play video in timelines**.

#### **To adjust autoplay on twitter.com:**

1. Click your **profile** icon and select **Settings** from the drop-down menu.
2. In the **Account** section next to **Video Tweets**, uncheck **Video autoplay**.

**Note:** Regardless of your video autoplay settings, videos, Vines, and GIFs will autoplay in [Moments](#).

#### **Frequently asked questions:**

##### **My Tweets are protected. Are my videos protected too?**

If your Tweets are protected, only your followers can view your videos in your Tweets. Please note that your followers may download or re-share links to videos that you share in protected Tweets. Links to videos shared on Twitter are not protected. Anyone with the link will be able to view the content. If you don't want anyone to see your videos on Twitter, we suggest you delete the Tweets containing those videos.

##### **What video formats do you support?**

We currently support MP4 and MOV video formats on mobile apps.

On the web, we support the MP4 video format with H264 format with AAC audio. You can upload videos up to 512MB, however you will be prompted to edit videos to 2 minutes and 20 seconds or less in length.

**What are the limitations on video resolutions and aspect ratios that can be uploaded on the web?**

- Minimum resolution: 32 x 32
- Maximum resolution: 1920 x 1200 (and 1200 x 1900)
- Aspect ratios: 1:2.39 - 2.39:1 range (inclusive)
- Maximum frame rate: 40 fps
- Maximum bitrate: 25 Mbps

**Can I tag people in a video?**

Tagging is only available in photos right now. You can learn more about photo tagging [here](#).

**How do I delete a video (after Tweeting)?**

You can delete a video in the same way you delete a photo by deleting the Tweet itself. Visit [Posting photos on Twitter](#) to learn more.

**Can I send videos via Direct Message?**

Yes, you can send videos and GIFs via Direct Message. To learn more, visit [About Direct Messages](#)